




# COMMERCIAL/INDUSTRIAL WORKLIGHTS

*Corrosion Resistant*  
*Impact Resistant*  
*Non-Conductive*



**WF Harris Lighting**

## Model 1200 Worklights



- Frosted clear impact-resistant UV-stabilized polycarbonate lens.
- UV-stabilized polycarbonate impact-resistant housing in safety yellow. Other housing options available; consult factory for colors and availability.
- High quality lighting grade LEDs.
- Driver warranted for 5 years by driver manufacturer.
- Heavy-duty model: 14-3 SJ00W black cord, liquid-tight strain relief flex nut.
- Standard model: oil/water resistant 18 SJTOW black cord with liquid-tight strain relief nut.
- Convenience outlet on heavy-duty model.
- Two magnets, 180 lbs pull strength each.
- Rubber booted water-resistant toggle switch.
- Heavy duty model includes switch guard.
- Eyebolt allows overhead mounting by chain or hook (neither included).
- ETL-US and ETL-C Listed (UL 153).
- Meets OSHA Code Requirements.
- 4,000 Lumens. 46Watts.

**1200-WL-LED-4K**

**Standard Worklight**

**1200-WL-HD-LED-4K**

**Heavy Duty Worklight**

**Available with Safety Yellow Housing**

## Model 30 Worklights



- Frosted clear impact-resistant UV-stabilized polycarbonate lens.
- UV-stabilized polycarbonate impact-resistant housing in safety yellow or black molded-in color. Other housing options available; consult factory for colors and availability.
- High quality lighting grade LEDs.
- Driver warranted 5 years by driver manufacturer.
- Oil/water resistant 18 SJTOW black cord with liquid-tight strain relief nut.
- One magnet, 90 lbs pull strength.
- Rubber booted water-resistant toggle switch.
- Eyebolt allows overhead mounting by chain or hook (neither included).
- Daisy-Chain Option (shown at left) has same components/features except includes an additional eight-inch female cord with the six-foot male cord.
- ETL-US and ETL-C Listed (UL 153).
- Meets OSHA Code Requirements.
- 1200 Lumens. 10 Watts.

**30-WL-LED**

**Compact Worklight**

**30-WL-LED-Daisy**

**Compact Worklight with Daisy-Chain Option**

**Available with Safety Yellow Housing**

## Model 100 Worklight



- Clear prismatic impact-resistant UV-stabilized polycarbonate lens.
- Housing (white) constructed of fiberglass reinforced polyester. Other housing options available; consult factory for colors and availability.
- High quality lighting grade LEDs.
- Driver warranted for 5 years by driver manufacturer.
- Oil/water resistant 18 SJTOW black cord with liquid-tight strain relief nut.
- Two magnets, 90 lbs pull strength each.
- Rubber booted water-resistant push-type switch.
- Eyebolt allows overhead mounting by chain or hook (neither included).
- Two pairs of stainless steel suitcase style latches.
- Optional cart constructed of 13 gauge red enamel painted steel.
- Oil-resistant casters rated 75 lbs each.
- ETL-US and ETL-C Listed (UL153).
- 4,400 Lumens. 42 watts.

**100-WL-LED -4K4**

**Linear Worklight**

**100-WL-LED-4K4 -CT-WL**

**Linear Worklight with Cart**

**CT-WL**

**Optional Model 100 Worklight Cart**

## Model 1200 Worklights with Battery Backup

- Frosted clear impact-resistant UV-stabilized polycarbonate lens.
- UV-stabilized polycarbonate impact-resistant housing in safety yellow. Other housing options available; consult factory for colors and availability.
- High quality lighting grade LEDs.
- Drivers warranted for 5 years by driver manufacturer.
- Nickel Cadmium Battery Pack warranted for 5 years by battery pack manufacturer.
- Heavy-duty model: 14-3 SJOOW black cord, liquid-tight strain relief flex nut.
- Standard model: oil/water resistant 18 SJTOW black cord with liquid-tight strain relief nut.
- Convenience outlet on heavy-duty model.
- Two magnets, 180 lbs pull strength each.
- Rubber booted water-resistant toggle switch.
- Heavy duty model includes switch guard.
- Eyebolt allows overhead mounting by chain or hook (neither included).
- ETL-US and ETL-C Listed (UL 153)
- Meets OSHA Code Requirements.
- 4,000 Lumens. 50 Watts.

**1200-WL-LED-4K-BB**

**Standard Worklight with Battery Backup**

**1200-WL-HD-LED-4K-BB**

**Heavy Duty Worklight with Battery Backup**

**Available with Safety Yellow Housing**



## Model 300 Worklight with Battery Backup

- Clear Prismatic injection molded UV-stabilized polycarbonate lens.
- Injection molded of UV-stabilized reinforced safety yellow polycarbonate for impact strength.
- High quality lighting grade LEDs.
- Drivers warranted 5 years by driver manufacturer.
- Nickel Cadmium Battery Pack warranted for 5 years by battery pack manufacturer.
- Six-foot black 18 AWG SJTOW cord with liquid-tight strain fitting.
- Two maximum-secure magnets rated 90 lbs pull strength each.
- Hard plastic rubber booted On/Off toggle switch.
- One Eyebolt allows overhead mounting by chain or hook (neither included).
- ETL-US and ETL-C Listed (UL 153).
- Meets OSHA Code Requirements.
- 1100 Lumens. 10Watts.

**300-WL-LED-1K**

**Standard Worklight**

**300-WL-LED-1K-BB**

**Standard Worklight with Battery Backup**

**Available with Safety Yellow Housing**



## Model 200 Worklight

- Clear prismatic impact-resistant UV-stabilized polycarbonate lens.
- Housing (white) constructed of fiberglass reinforced polyester. Other housing options available; consult factory for colors and availability.
- High quality lighting grade LEDs.
- Driver warranted 5 years by driver manufacturer.
- Oil/water resistant 18 SJTOW black cord with liquid-tight strain relief nut.
- Rubber booted water-resistant toggle switch.
- Eyebolt allows overhead mounting by chain or hook (neither included).
- Three pairs of stainless steel suitcase style latches.
- ETL-US and ETL-US Listed (UL 153).
- 8,800 Lumens. 92 Watts.

**200-WL-LED-8K8**

**Linear Worklight**



**LOW HEAT / LONG LIFE  
LEDs WILL NOT BREAK WHEN DROPPED  
LOW POWER USE**



Look for other rustproof, vandal resistant, nonconductive, energy efficient products on our web site at [www.wfharrislighting.com](http://www.wfharrislighting.com) or have your W. F. Harris Lighting Sales Representative or Distributor demonstrate how W. F. Harris Lighting can meet your illumination requirements.

**What Kind Of Luminaire Do You Need? We Can Help!**

High Abuse  
Worklights  
Floodlights  
Decorative Lighting  
Emergency Lighting

Rough Service  
Linear Lighting  
Landscape Lighting  
High Intensity Discharge Fixtures

Indoor/Outdoor  
Spotlights  
Lighting with Graphics  
Wall Packs

**What Location Requirements or Applications Can Our Products Satisfy?**

Schools and Universities  
Warehouses and Manufacturing Facilities  
Military Housing and Field Units  
Boat/Ship Building, Repair and Maintenance  
Environmentally Responsible Lighting  
Motor Transport Repair and Maintenance

Hotels and Motels  
Farms and Agricultural Buildings  
Marine Docks and Piers  
Marinas and Boathouses  
Freezer and Cold Storage Facilities  
Aviation Production, Repair and Maintenance

Condominiums and Apartments  
Restaurants/Food Industry  
Boat and Yacht Lighting  
Beach and Coastal Lighting  
Residential/Commercial/Industrial

*Please note: Technology on Battery Pack Systems is progressing quickly. Please contact us for latest product availability.*



***In Business Since 1970!***

**TAA COMPLIANT**  
TRADE AGREEMENT ACT COMPLIANT

**W.F. Harris Lighting**

Innovative Lighting Designs Since 1970  
4015 Airport Ext. Road • Monroe, NC 28110

800.842.9345 (TOLL FREE) • 704.283.7477 (MAIN OFFICE)

[WWW.WFHARRISLIGHTING.COM](http://WWW.WFHARRISLIGHTING.COM) • E-MAIL: [CUSTOMERSERVICE@WFHARRIS.COM](mailto:CUSTOMERSERVICE@WFHARRIS.COM)